



# O/E/N 51 INDUSTRIAL CONTROL RELAY

- 2 / 3 Form C
- High-Quality Contact Material for 10 A Rated Current
- Optional Gold-plated Contacts for Safe Handling of Signal Loads
- Coils for DC or AC (50/60 Hz) Operation
- Mechanical Flag Indication
- LED Indication (optional)
- Lockable test button
- Manufactured in Association with Tyco, Austria

## SPECIFICATIONS

Contact Arrangement	: 2 Form C, 3 Form C
Contact Material	: Silver Alloy Optional Gold plating
Contact Rating	
Rated Voltage	: 230 VAC/ 24 VDC
Max. Voltage	: 440 VAC/300 VDC
Max Continuous Current at 230VAC/24VDC	: 10 A
Max. Switching Current	: 20A (Max. 4S. at duty Cycle <10%)
Rated Breaking Capacity (AC)	: 2500 VA
Nominal Coil Power	: 1.2 Watts/2.3 VA
Life Expectancy	
Electrical	: $10^5$ operations on rated load
Mechanical	: $2 \times 10^7$ operations
Contact Resistance	: 50m Ohms Max. (Initial)
Dielectric Strength	
Between Open Contacts	: 1500 VRMS
Between Adjacent Poles	: 2500 VRMS
Between Contact and Coil	: 2500 VRMS
Insulation Resistance	: 1000M Ohms @ 500VDC, 25°C, RH50
Operate time at Nominal Voltage	: 12 milli sec. (Typ) (Excl. Bounce)
Release time at Nominal Voltage	: 5 milli sec. (Typ) (Excl. Bounce)
Bounce time	: 4 milli sec. Approx.
Ambient Temperature	: -45°C to +60°C
Weight	: 80 gms Approx
Type of Mounting	: Socket Mounting.

### Typical applications

Industrial Controls, Instrumentation, PLC's, Automation

**Note : In case of Relays with LED / diode, take terminal 2 as negative**

All dimensions are in mm. Specifications subject to change without notice. Tolerance unless otherwise specified is  $\pm 10\%$

## COIL DATA

Nominal Voltage	DC		AC	
	Pick-up Voltage VDC	Coil Resistance Ohms $\pm 10\%$	Pick-up Voltage VAC	Coil Resistance Ohms $\pm 10\%$
6	5.0	30	5.0	4
12	10.0	150	10.0	16
18	15.0	390	15.0	40
24	20.0	500	20.0	70
48	40.0	2250	40.0	300
115	90.0	10000	90.0	2000
230*	190.0	40000	190.0	10000

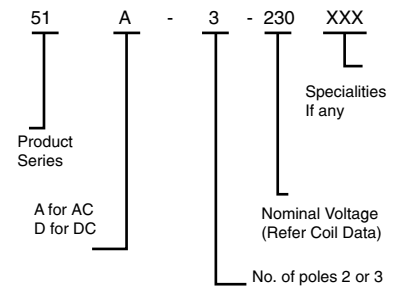
\* 220V for DC & 230V for AC Coils

## SOCKET ORDERING CODE

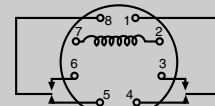
### Din rail mounting type

2 Form C Relay	31 - 4200 - 100
51 - 3000 - 200	
3 Form C Relay	31 - 4300 - 100
51 - 3000 - 300	

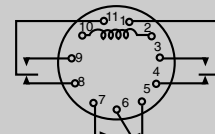
## HOW TO ORDER



## WIRING LAYOUT

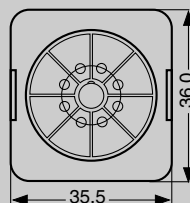
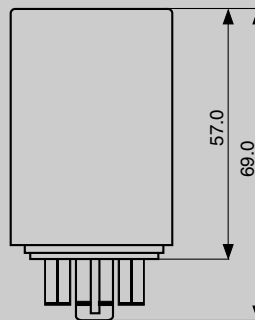


USE WITH 8 PIN SOCKETS



USE WITH 11 PIN SOCKETS

## DIMENSION



Top View

