


PCB	TRA2
------------	-------------

- 16A switching capability
- 5KV dielectric strength between coil and contacts
- Transparent sealed available
- Class B/F available
- Conform to RoHS,ELV directive



ORDERING CODE

<u>TRA2</u>	<u>D</u>	—	<u>12VDC</u>	—	<u>S</u>	—	<u>Z</u>	<u>(2)</u>
1	2	3	4	5	6			
1. Relay Model	2. Coil Power D=0.72W, L=0.54W, M=0.24W		3. Coil Nominal Voltage 3,5,6,9,12,24,48VDC		4. S: Sealed 5. Z: Form C H: Form A	6. Nil: Standard Type 2: Transparent Cover		

COIL DATA (at 20°C)

Nominal Voltage (VDC)	3	5	6	9	12	24	48	0.24W
Coil Resistance ($\Omega \pm 10\%$)	38	104	150	338	600	2400	9600	
Rated Current (mA)	80	48	40	26.7	20	10	5	
Max Operate Voltage (VDC)	2.4	4	4.8	7.2	9.6	19.2	38.4	
Min Release Voltage (VDC)	0.15	0.25	0.3	0.45	0.6	1.2	2.4	0.54W
Coil Resistance ($\Omega \pm 10\%$)	17	46	67	150	270	1050	4250	
Rated Current (mA)	180	108	90	60	45	22.5	11.3	
Max Operate Voltage (VDC)	2.4	4	4.8	7.2	9.6	19.2	38.4	
Min Release Voltage (VDC)	0.15	0.25	0.3	0.45	0.6	1.2	2.4	0.72W
Coil Resistance ($\Omega \pm 10\%$)	13	35	50	110	200	800	3200	
Rated Current (mA)	240	144	120	80	60	30	15	
Max Operate Voltage (VDC)	2.4	4	4.8	7.2	9.6	19.2	38.4	
Min Release Voltage (VDC)	0.15	0.25	0.3	0.45	0.6	1.2	2.4	
Max Applicable Voltage	70°C 130%, 23°C 170%							

CONTACT DATA

Contact Form	1H/1Z
Contact Material	Silver Alloy
Load	Resistive load(COS Φ =1)
Contact Ratings	16A 240VAC 16A 30VDC
Minimum load	100mA 5VDC
Max Switching Voltage	250VAC/30VDC
Max Switching Current	20A
Max Switching Power	4800VA/480W
Contact Resistance	100m Ω Max at 6VDC 1A
Life Expectancy	Electrical : 100,000 Operations(at30Operations/minute)
	Mechanical : 10,000,000 Operations(at300Operations/minute)

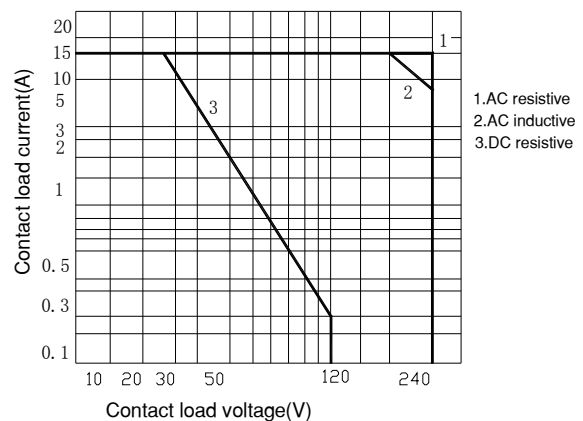
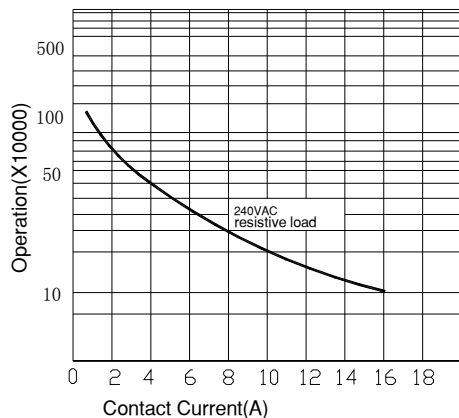
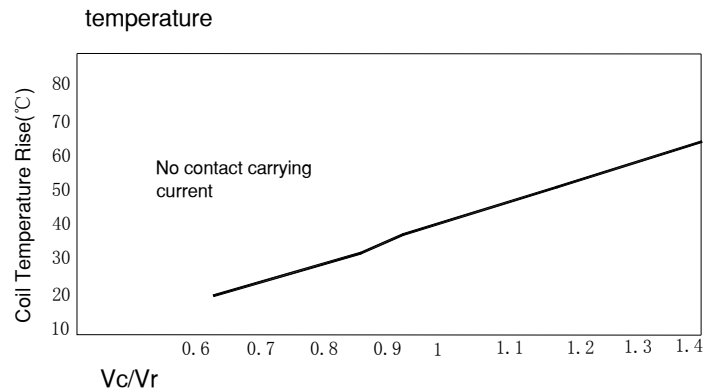
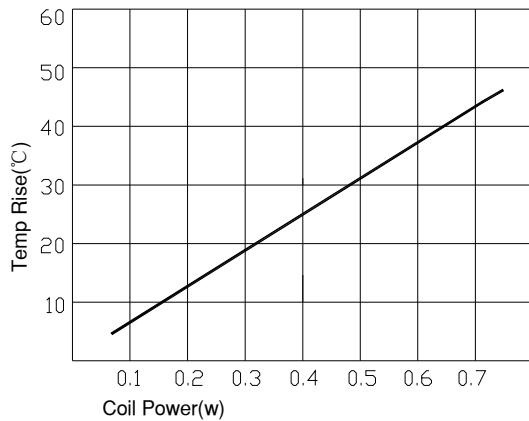
■ CHARACTERISTICS DATA

Insulation Resistance	100M Ω Min at 500VDC
Dielectric Strength Between Open Contacts	1000VAC(for one minute)
Between Contacts and coil	5000VAC(for one minute)
Operate Time	20ms
Release Time	10ms
Temperature Range	-40°C to +85°C
Shock Resistance	Operating Extremes : 10G
	Damage Limits : 100G
Vibration Resistance	10-55Hz, 1.5mm
Max. switching frequency	Mechanical: 18,000operations/hr
	Electrical: 1,800operations/hr
Humidity	40-85%
Weight	Approx 14g
Safety Standard	UL cUL TÜV CQC

■ APPROVED STANDARDS

Model	Coiling rating	Safety Standard	Contact rating
TRA2	3 to 48VDC	TÜV	NO: 16A 240VAC 16A 30VDC NC: 12A 240VAC 12A 30VDC
		UL/cUL	16A 240VAC 16A 30VDC
		CQC	16A 240VAC

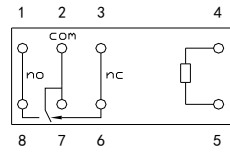
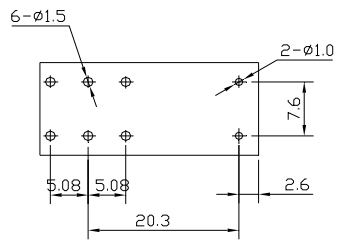
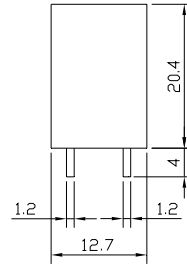
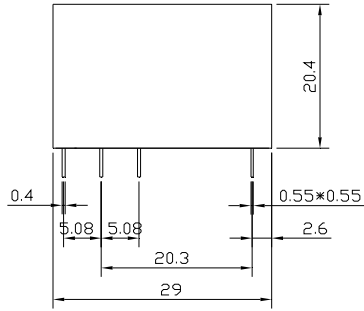
■ ENGINEERING DATA



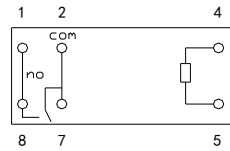
Indian Technological Products Private Limited

22-23, Type-B, Hartron Complex, Electronic City, Sector-18, Udyog Vihar, Gurgaon -122 016, Haryana (India)
 Telephone: +91-124-4013646, 4013647 Fax: +91-124-2398277 Email: info@itpindia.in www.itpindia.com

■ OVERALL AND MOUNTING DIMENSIONS



Form C



Form A