




HJQ-15F

- High power&low cost
- 30A switching capability
- Less than 1W coil power
- Open sealed type available
- Class B/F available
- Conform to RoHS,ELV directive



 09002030497

 E173485

 R50116174

ORDERING CODE

HJQ-15F — S — Z (TBF-1) N / 12VDC					
1	2	3	4	5	6
1. Relay Model			4. Insulated Level		
2. S: Sealed SV: Vent hoie K: Open Type			TBF-1: Class F Nil:		
3. H: Form A Z: Form C D: Form B			5. N: 1500VAC Nil: 1500VAC WT: 2500VAC NT: 2500VAC		
			6. Coil Nominal Voltage		
			5,6,9,12,18,24,48,110VDC		

COIL DATA (at 20°C)

Nominal Voltage (VDC)	5	6	9	12	18	24	48	110	0.93W
Coil Resistance ($\Omega \pm 10\%$)	27	39	87	155	350	620	2480	13010	
Rated Current (mA)	186	155	103	77.5	52	39	19	9	
Max Operate Voltage (VDC)	3.75	4.5	6.75	9	13.5	18	36	82.5	
Min Release Voltage (VDC)	0.5	0.6	0.9	1.2	1.8	2.4	4.8	11	
Max Applicable Voltage	70°C 130%, 23°C 170%								

CONTACT DATA

Contact Form	1H/1D/1Z
Contact Material	Silver Alloy
Load	Resistive load(COS Φ =1)
Contact Ratings	1H: 25A(30A) 240VAC/20A 28VDC 1D: 15A 240VAC/10A 28VDC 1Z: 20A/10A 240VAC/28VDC
Minimum load	500mA 5VDC
Max Switching Voltage	250VAC/30VDC
Max Switching Current	30A
Max Switching Power	7200VA/560W
Contact Resistance	100m Ω Max at 6VDC 1A
Life Expectancy	Electrical : 100, 000 Operations(at30Operations/minute)
	Mechanical : 10, 000, 000 Operations(at300Operations/minute)

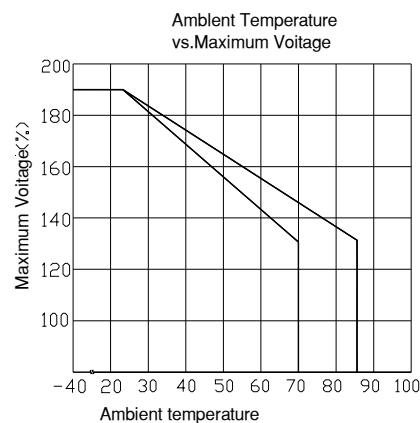
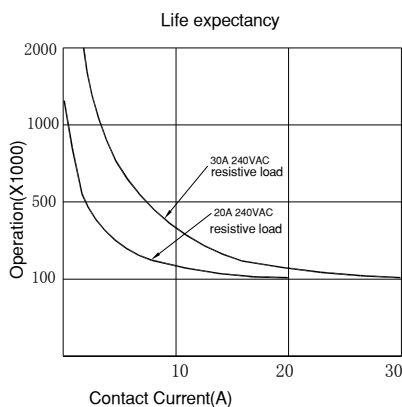
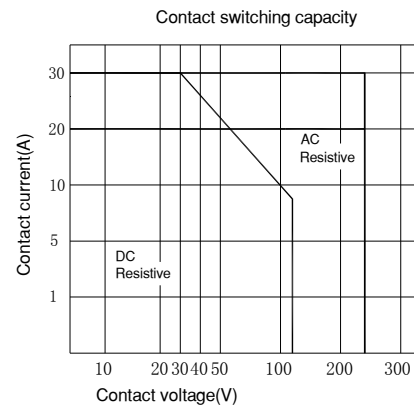
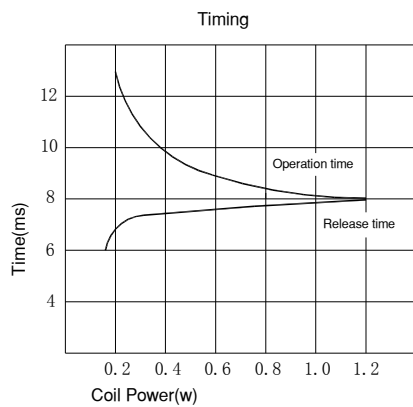
■ CHARACTERISTICS DATA

Insulation Resistance	100M Ω Min at 500VDC
Dielectric Strength Between Open Contacts	1500VAC(for one minute)
Between Contacts and coil	1500VAC/2500VAC(for one minute)
Operate Time	15ms
Release Time	10ms
Temperature Range	-40°C to +70°C (Class F: 85°C)
Shock Resistance	Operating Extremes : 10G
	Damage Limits : 100G
Vibration Resistance	10-55Hz, 1.5mm
Max. switching frequency	Mechanical: 18,000operations/hr
	Electrical: 1,800operations/hr
Humidity	40-85%
Weight	Approx 36g
Safety Standard	UL cUL CQC TÜV

■ APPROVED STANDARDS

Model	Coiling rating	Safety Standard	Contact rating
HJQ-15F	3 to 110VDC	TÜV	H: 30A 240VAC 25A 28VDC
			D: 15A 240VAC 10A 28VDC
			Z(NO): 20A 240VAC /28VDC Z(NC): 10A 240VAC/ 28VDC
	5 to 48VDC	UL/cUL	NO: 25A 240VAC/28VDC NC: 15A 240VAC/ 28VDC
			NO: 30A 240VAC NC: 20A 240VAC
			NO: TV-5(5A 120VAC) NO: 1HP 125VAC 2HP 277VAC NC: 1/4HP 125VAC 1/2HP 277VAC
		CQC	NC: 20A 240VAC NO: 30A 240VAC

■ ENGINEERING DATA



Indian Technological Products Private Limited

OVERALL AND MOUNTING DIMENSIONS

