


	HJQ-13F-2C
--	------------

- 10A transfer contacts
- Different dust-proof cover, different layout
- Conform to RoHS, ELV directive



 E173485

 R50116173

ORDERING CODE

HJQ-13F — 2Z — F (P) / 12VDC				
1	2	3	4	5
1. Relay Model			4. P: PCB Type	
2. 2Z: Form 2C			Nil: B Type	
3. F: With Flange for 38mm pitch hole			5. Coil Nominal Voltage	
Nil: Standard			5,6,12,24,48,110,120VDC	
			6,12,24,48,110,220/240VAC	

COIL DATA (at 20°C)

Nominal Voltage (VDC)	5	6	12	24	48	110/120	220/240	0.9W
Coil Resistance (Ω)	28	40	160	640	2560	11000		
Rated Current (mA)	178.5	150	75	37.5	18.75	10		
Max Operate Voltage (VDC)	3.75	4.5	9	18	36	82.5		
Min Release Voltage (VDC)	0.5	0.6	1.2	2.4	4.8	11		1.2VA
Nominal Voltage (VAC)		6	12	24	48	110/120	220/240	
Coil Resistance (Ω)		11.5	46	180	735	4550	14400	
Max Operate Voltage (VAC)		4.8	9.6	19.2	38.4	96	176	
Min Release Voltage (VAC)		1.2	2.4	4.8	9.6	22	44	
Max Applicable Voltage	70°C 130%, 23°C 170%							

: 5-24VDC/6-48VAC ±10%, 48-110VDC/110-240VAC ±15%.
: 50Hz~60Hz.

CONTACT DATA

Contact Form	2Z
Contact Material	Silver Alloy
Load	Resistive load(COS Φ=1)
Contact Ratings	10A 250VAC/30VDC
Minimum load	100mA 5VDC
Max Switching Voltage	250VAC/30VDC
Max Switching Current	15A
Max Switching Power	2500VA/300W
Contact Resistance	100m Ω Max at 6VDC 1A
Life Expectancy	Electrical : 100,000 Operations(at30Operations/minute)
	Mechanical : 10,000,000 Operations(at300Operations/minute)

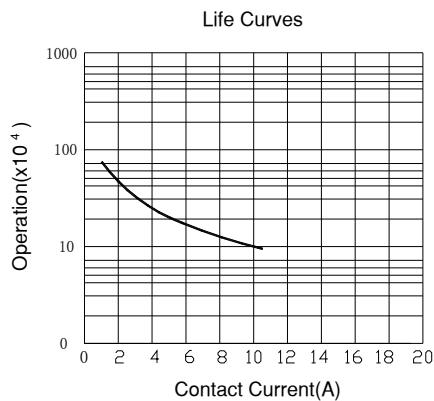
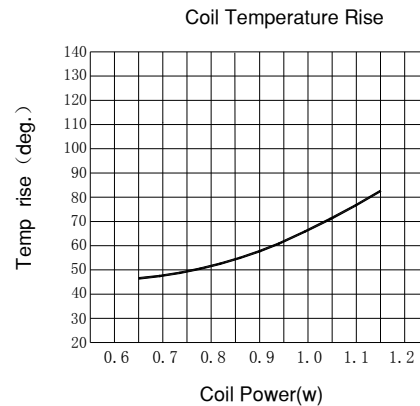
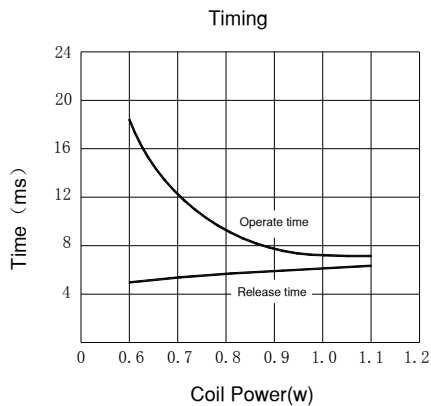
■ CHARACTERISTICS DATA

Insulation Resistance	100M Ω Min at 500VDC
Dielectric Strength Between Open Contacts	1000VAC(for one minute)
Between Contacts and coil	1500VAC(for one minute)
Operate Time	25ms
Release Time	25ms
Temperature Range	-40°C to +70°C
Shock Resistance	Operating Extremes : 20G
	Damage Limits : 100G
Vibration Resistance	10-55Hz, 1.5mm
Max. switching frequency	Mechanical: 18,000operations/hr
	Electrical: 1,800operations/hr
Humidity	40-85%
Weight	Approx 35g
Safety Standard	UL cUL TÜV

■ APPROVED STANDARDS

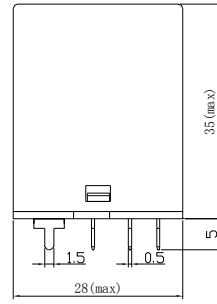

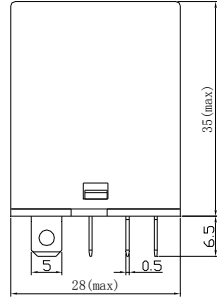
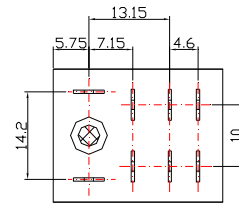
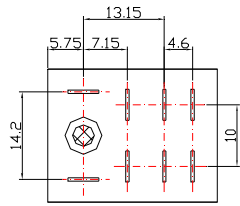
Model	Coiling rating	Safety Standard	Contact rating
HJQ-13F-2C	5 to 110VDC	TÜV	10A 240VAC
	6 to 240VAC		10A 30VDC
	5 to 110VDC	UL/cUL	10A 250VAC
	6 to 240VAC		10A 30VDC 15A 125VAC

■ ENGINEERING DATA



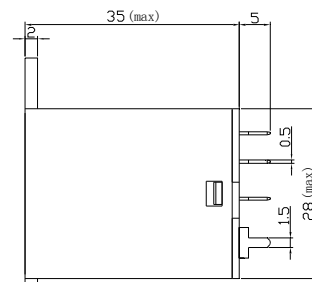
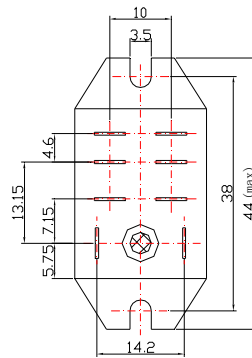
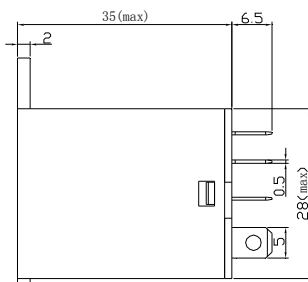
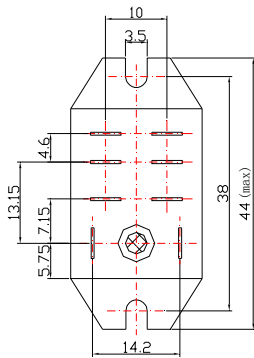
Indian Technological Products Private Limited

OVERALL AND MOUNTING DIMENSIONS



B

P



B

P

