



O/E/N 31 - 3R/4R

MEDIUM POWER INDUSTRIAL RELAY

- CSA Certified (file number 106405-1)
- Compact High Performance
- Direct Panel Mounting Facility
- 1 Form C, 2 Form C & 3 Form C Contacts
- Free Wheeling Diode
- DIN Rail Mounting Socket Available
- LED Indication Optional

SPECIFICATIONS

Contact Arrangement	: 1 Form C, 2 Form C 3 Form C
Contact Material	: Silver alloy
Contact Rating	
Rated Voltage	: 230VAC/24VDC
Max. Voltage	: 440VAC/220VDC
Max Continuous Current	: 10A
@230 VAC/24VDC	
Max. Switching Current	: 20A (Max. 4 S. at duty cycle <10%)
Rated Breaking Capacity	: 2300 VA
Nominal Coil Power	: 1.1 Watts
Operating Power	: 0.7 W
Life Expectancy	
Mechanical	: 10 ⁶ operations
Electrical	: 10 ⁵ operations
Contact Resistance	: 50m Ohms Max. (Initial)
Dielectric Strength	
Between Open Contact	: 500 VRMS
Between Contacts and Coil	: 2000 VRMS
Insulation Resistance	: 500M Ohms@ 500VDC, 25 ⁰ C, RH50
Operate time at Nominal Voltage	: 20 milli sec. (Max)
Release time at Nominal Voltage	: 10 milli sec. (Max)
Ambient Temperature	: -40 ⁰ C to +70 ⁰ C
Weight	: 100 gms

Typical applications

Industrial Control, Instrumentation, Automation, Battery Chargers, Power Conditioning Equipments.

Note :

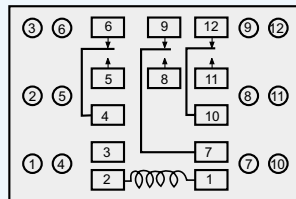
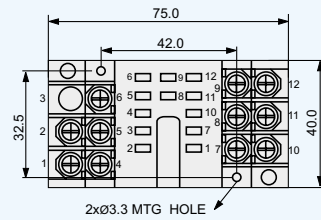
For 1 C/O Relay use terminal set 7, 8 & 9
For 2 C/O Relay use terminal set 4, 5, 6 & 10, 11, 12
In case of Relay with clamping diode, take 2 as positive

All dimensions are in mm. Specifications subject to change without notice.

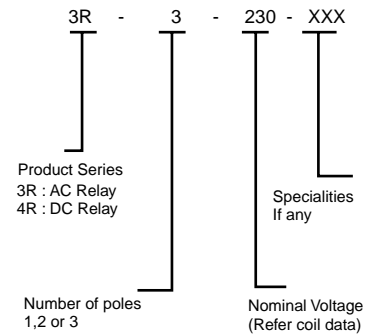
COIL DATA

Nominal Voltage	4R		3R	
	Pick-up Voltage VDC	Coil Resistance Ohms ± 10%	Pick-up Voltage VAC	Coil Resistance Ohms ± 10%
6	4.5	30	4.5	4
12	9.0	150	9.0	16
18	14.4	390	14.4	40
24	18.0	500	18.0	70
48	36.0	2250	36.0	300
60	45.0	3000	45.0	650
115	82.5	10000	82.5	2000
230	184.0	30000	184.0	10000

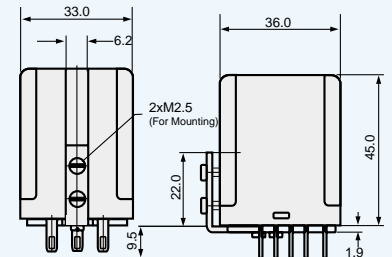
SOCKET TERMINAL LAYOUT



HOW TO ORDER



DIMENSION



RELAY SOCKET ASSEMBLY

